

WARNING

Buyer/User assumes all responsibility for safety and proper use not in accordance with the directions and safety labels.



POLY-REACTOR™

multi-media reactor

- Equipped ready to use
- Variable flow water pump
- Intake and output tubing
- Easy twist off top with recessed o-ring
- Use in-sump or hang on tank
- Sediment discharge filter
- Up flow filtration

ViaAqua®
PR 20/20



FEATURES

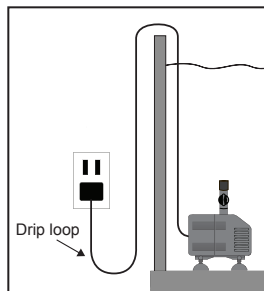
ViaAqua® Poly Reactor™ is built with high quality acrylic and an easy to remove lid with a recessed o-ring. The reverse water flow design eliminates water channeling through the filter media thus efficiently utilizing filtering media. ViaAqua® Poly Reactor™ comes complete and ready to run with a pump and all plumbing parts. ViaAqua® Poly Reactor™ is designed to be installed either in-sump or hang on the tank.

WARNING AND SAFEGUARD

WARNING

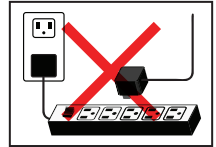
- » **This product may contain chemicals known to the State of California to cause cancer and/or birth defects or other reproductive harm. Wash your hand after handling the product.**
- » **It is your sole responsibility to verify that the plug and receptacle are clean/free of moisture and salt build up at all times. The receptacle must be free of water, salt, calcium, and magnesium. Failure to do so may cause fire and/or loss of life.**
- » **Do not plug into an extension cord or power strip.**
- » **A drip loop must be used when plug into any electrical devices. A drip loop is part of the cord hanging below the receptacle.**
- » **The national code requires all aquarium equipment to be plugged into a G.F.C.I. (Ground Fault Circuit Interrupter) electrical outlet. If you do not have a G.F.C.I., have an electrician install one prior to operating any aquarium components.**

- Read and follow all instructions before using the ViaAqua® Poly Reactor™ to ensure proper use and application.
- Use this product for its intended use only.
- Do not operate ViaAqua® Poly Reactor™ without water. Doing so can cause permanent damage to the pump.
- You must verify that the receptacle is clean and free of water, moisture, and salt build up at all times. Failure to do so may cause electrical arcing resulting in fire or electrical shock.
- Prior to maintenance on any electrical aquarium appliance or aquarium, you must disconnect all



electrical aquarium devices.

- Routine maintenance is required to ensure the maximum performance and the longevity of the ViaAqua® Poly Reactor™. See maintenance guidelines.
- The use of a surge suppressor is strongly recommended.




APPLICATION

ViaAqua® Poly Reactor™ is used for a number of different applications: phosphate resins, phosphate sponge, activated carbon, nitrate sponge and other resin filtering medias. When the ViaAqua® Poly Reactor™ is used with activated carbon, a higher flow pump can be used.



PART LIST

1. Reaction chamber
2. Down tube
3. Intake tube
4. Sediment discharge filter
5. Barbed fitting
6. Lock nut
7. Lid
8. O-ring
9. Media sponge
10. Media strainer
11. Hanger
12. Suction cup bracket
13. Control valve
14. Pump
15. Tubing

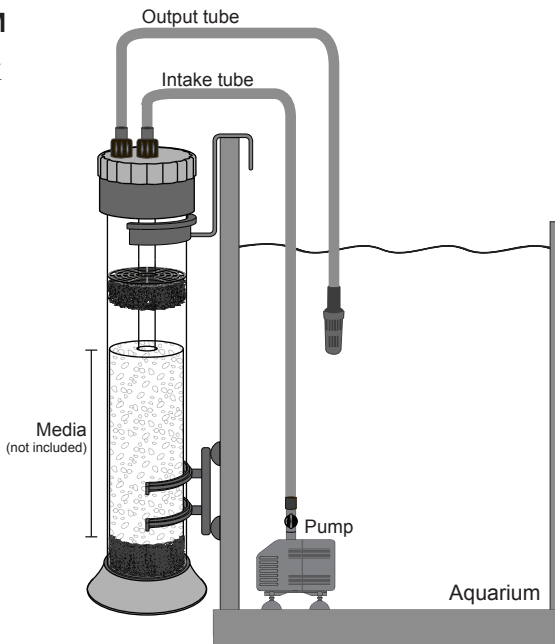


INSTALLATION

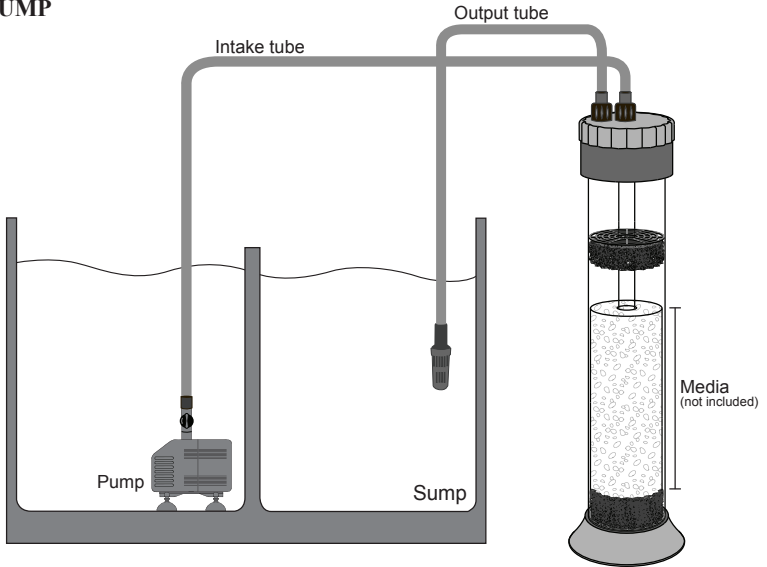
1. Choose a desired location for the ViaAqua® Poly Reactor™.
2. Connect the intake tube to the middle barbed fitting of the ViaAqua® Poly Reactor™. Secure the tube to the lock nut.
3. Connect a small piece of tubing from the bottom of the intake tube to the water pump.
4. Connect the output tube to the output barbed fitting of the ViaAqua® Poly Reactor™. Secure the tube to the lock nut.
5. Connect the sediment discharge filter to the end of the output tubing.
6. Remove the lid by twisting counter clockwise.
7. Add desired media to the reaction chamber: phosphate resin, activated carbon, and other resin filtering medias. Follow manufacture guidelines for media requirements for a given aquarium size, flow rates and precautions.
8. Place media sponges and media strainers below and above desired media.
9. Place the lid back by twisting clockwise.
10. Plug the water pump into a GFCI (Ground Fault Circuit Interrupter) outlet.

SETUP DIAGRAM

A) HANG ON TANK



B) SUMP



MAINTENANCE

1. Routine maintenance is required to ensure the maximum performance and the longevity of the ViaAqua® water pump.
2. For proper operation of the water pump: clean the pump, impeller and intake strainers every three weeks. Failure to do so will cause premature failure of the pump.
3. Basic maintenance of the ViaAqua® pump:
 - a) Disconnect the water pump from the power supply prior removing the pump from the aquarium.
 - b) Remove either the prefilter or intake filter strainer. Rinse out prefilter sponge of all debris.
 - c) Remove the impeller cover.
 - d) Once the impeller cover is removed, slide both the impeller and shaft out of the main body of the pump and clean well. Do not use any soap or detergents during cleaning.
 - e) After the impeller and shaft are cleaned, use a small brush to clean inside of the motor housing .
 - f) Reassemble above parts and your ViaAqua® pump is ready to use. Make sure the bushing is reassembled properly. Failure to do so will cause permanent damage to the pump.

Replacement Parts	Part list no.	UPC# 0069037
VA-230 pump	14	2929 1
O-ring for the lid	8	2930 7
Control valve	13	2931 4
Media sponges - 2 pk	9	2922 2

PART LIST:



- | | | |
|------------------------------|------------------------|-------------------------|
| 1. Reaction chamber | 6. Lock nut (2) | 11. Hanger |
| 2. Down tube | 7. Lid | 12. Suction cup bracket |
| 3. Intake tube | 8. O-ring | 13. Control valve |
| 4. Sediment discharge filter | 9. Media sponge (2) | 14. Pump |
| 5. Barbed fitting (2) | 10. Media strainer (2) | 15. Tubing |

LIMITED WARRANTY

Commodity Axis, Inc.® warrants that the ViaAqua® Poly Reactor™ is free from defects for a period of one year from the initial date of purchase shown on the original cash register receipt. Commodity Axis, Inc.® disclaim all other warranties, express or implied, including but not limited to any implied warranties of merchantability and/or fitness for a particular purpose. Although this limited warranty gives you specific rights, you may have other rights which vary from state to state. This warranty is void if the failure is due to misuse, tampering, negligence, abuse, accident and/or submersion, a failure to properly install, maintain, clean, prefilter, reassemble, and/or use the ViaAqua® Poly Reactor™ with a Ground Fault Circuit Interrupter (GFCI).

CONSUMER REMEDIES

Commodity Axis, Inc.'s entire liability and your sole and exclusive remedy shall be either repair or replacement of the ViaAqua® Poly Reactor™ only if you return the defective unit directly to Commodity Axis, Inc.® with the original receipt in its original box along with fifteen dollars (\$15.00) for shipping and handling. Do not send the ViaAqua® Poly Reactor™ by insured mail. You may send your returns or replacements by UPS if requiring a signature upon arrival. Any replaced unit will be warranted for the remaining time of the original warranty period. In no event shall any shipping charges be reimbursed. In no event will Commodity Axis, Inc.® be liable for any consequential or incidental damages, including but not limited to lost sea life, personal injury, property damage, equipment damage, lost profits, lost wages, lost savings, lost income, etc., arising out of the use of the ViaAqua® Poly Reactor™. Some states do not allow for the limitation or exclusion of liability for incidental or consequential damages, so the above exclusion may not apply to you.

REGISTRATION CARD

ONE (1) YEAR WARRANTY

Name		Date
Address		
City	State	Zip Code
Country	Home Phone	
Cell Phone	Email	
Date of Purchase	Seller (Retail Name)	
Seller's Location		Phone

*Affix a copy of your original purchase receipt here. Please mail warranty card and proof of purchase within 15 days of purchase to:

Commodity Axis® Inc., 300 South Lewis Rd. Unit J. Camarillo CA 93012

IMPORTANT: Please make a copy of this warranty card and retain it for your records. Warranty policy is subject to change without notice.



COMMODITYAXIS®
C O M M O D I T Y A X I S I N C

Bringing Products to Life
300 South Lewis Rd. Unit J. Camarillo CA 93012
Fax: (888) 989 0878
www.ViaAquaOceanpure.com